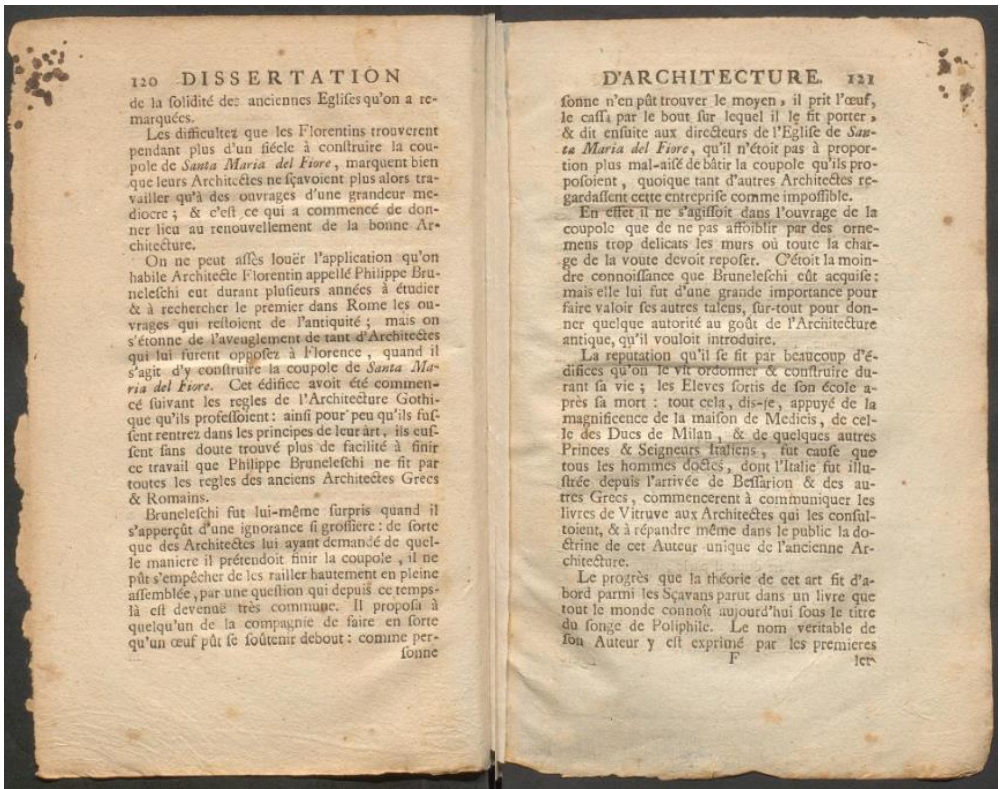
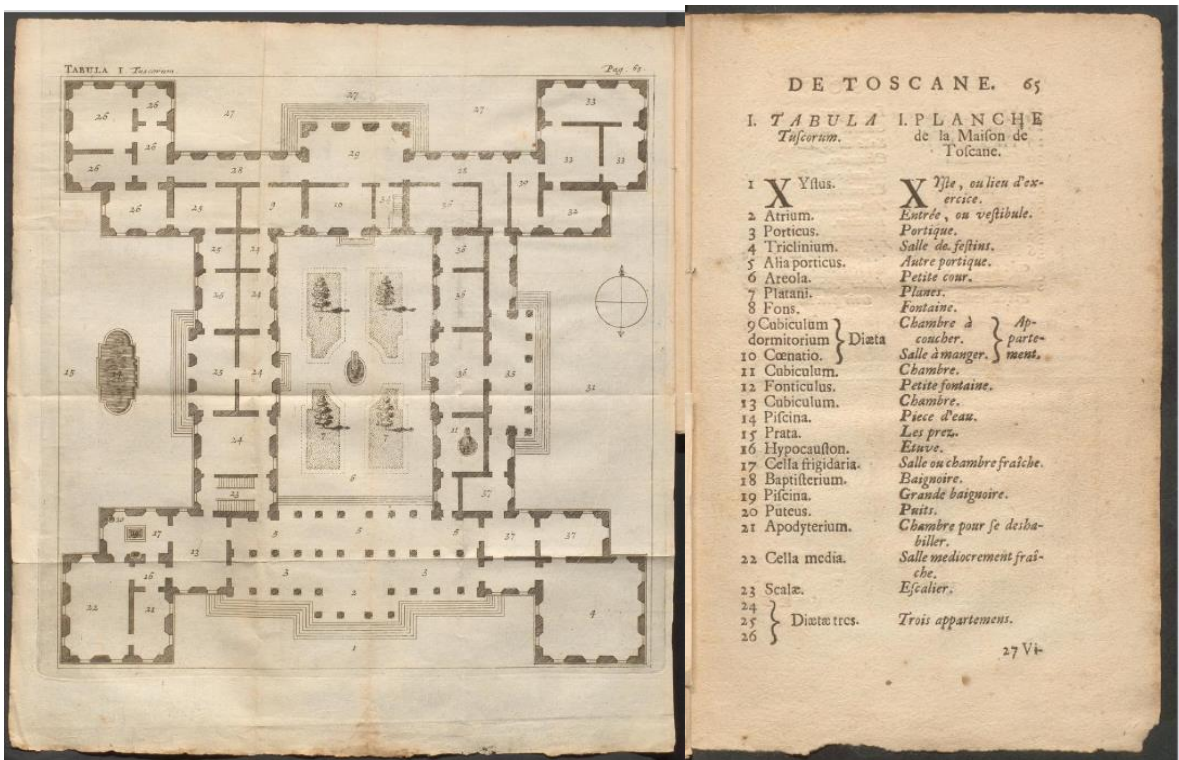


Task 2



These two pages caught my eye because of the spots of ink next to the text. It seems to me that the reader was thinking deeply about something and did not think about the ink leaking through the pages.



This plan of an axisymmetric building is stunning. It is precisely and carefully drawn. On the right one can see all the different types of rooms listed on a table. It is interesting that one can fold out the plan, which multiplies the size of the page.

68 LA MAISON.

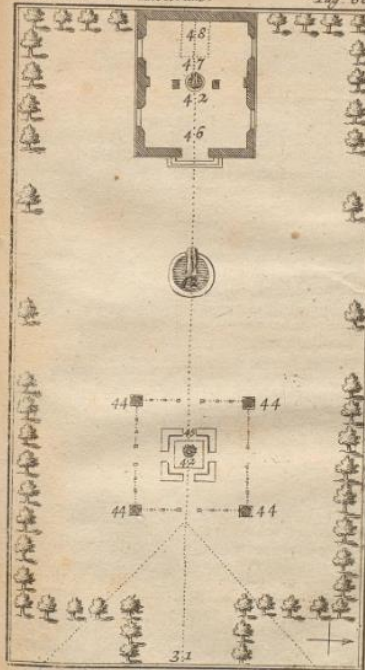
III. TABULA III. PLANCHE
Tuscorum. de la Maison de
Toscane.

- | | |
|--------------------------------|---|
| 31 Hippodromus. | Hippodrome. |
| 42 Fontes salientis aquæ. | Fontaines d'eaux jaillissantes. |
| 44 Quatuor columellæ Carystiæ. | Quatre colonnes de marbre de Caryste. |
| 45 Stibadium marmoreum. | Table de marbre environnée de lits ou sièges. |
| 46 Cubiculum. | Chambre. |
| 47 Diæcula. | Petite salle. |
| 48 Lectus. | Lit. |

Les lignes ponctuées marquent les conduits d'eau & les rigoles.

DESCRI-

TABULA III. Tuscorum. Pag. 68.



Again, there is a plan supplemented with a table on these pages. The difference is that this clear-cut plan puts the attention more to the environment of the buildings and is placed only on one page.